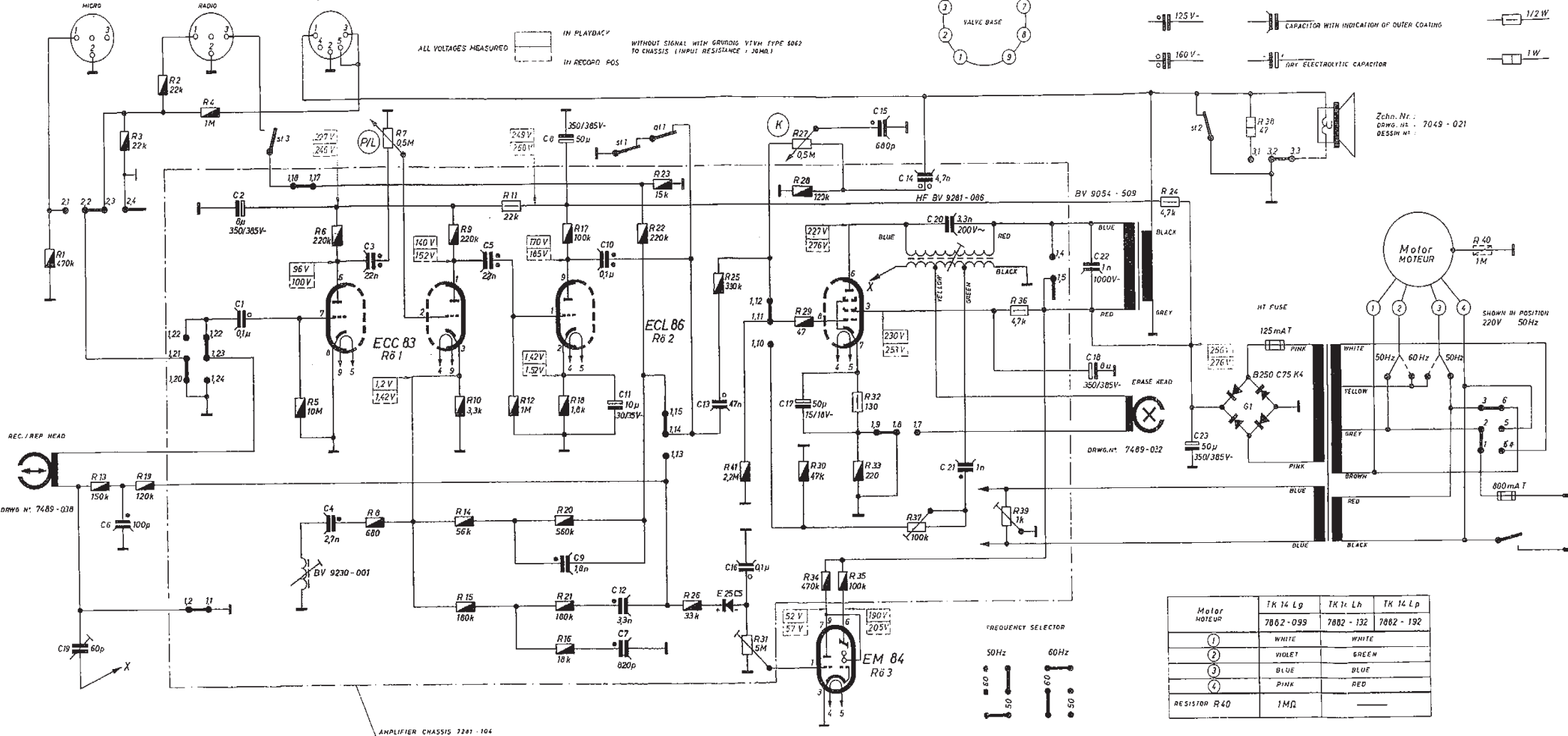
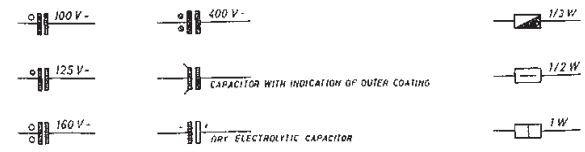
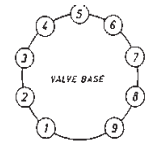


SOLDERING TAG VIEW OF SOCKETS

OUTPUTS

ALL VOLTAGES MEASURED
 IN PLAYBACK
 IN RECORD POS

WITHOUT SIGNAL WITH GROUND 1V14 TYPE 5062
 TO CHASSIS (INPUT RESISTANCE 100MΩ)

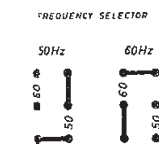
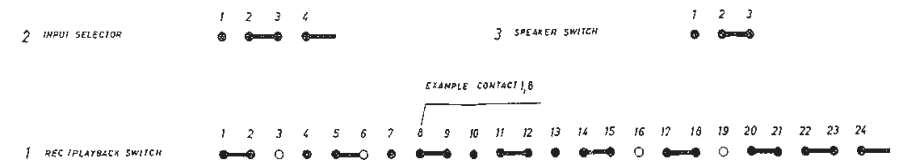


- R 31 MAGIC EYE PRE-SET CONTROL
- R 37 RECORDING/ERASE HEAD BIAS PRE-SET CONTROL
- R 39 HUMDINGER

(K) TONE CONTROL

SHOWN IN "HALL" POSITION

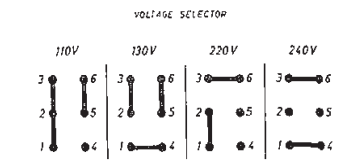
(P/L) REC LEVEL/VOLUME CONTROL



Motor MOTEUR	TK 14 Lg	TK 14 Lh	TK 14 Lp
	7062-039	7062-132	7062-132
1	WHITE	WHITE	
2	VIOLET	GREEN	
3	BLUE	BLUE	
4	PINK	RED	
RESISTOR R 40	1MΩ		

CONTACT SETS	1	2	3
BT RECORDING BUTTON	r		
SI START BUTTON	r	r	o

r = BREAK CONTACT o = MAKE CONTACT



Zehn. Nr.: 7049-021
 DESSIN N°: